

**DOSSLANI'S SECURITIES (PRIVATE) LIMITED**

**Financial Statements (Un-Audited)**

**For the Year Ended 31 December 2022**

**DOSSLANI'S SECURITIES (PRIVATE) LIMITED**


**Statement of Financial Position (Un-Audited)**

*As at 31 December 2022*

	Un-Audited	Audited
	Dec-22 Rupees	Jun-22 Rupees
<b>ASSETS</b>		
<b>Non-current assets</b>		
Property and equipment	4,007,118	4,134,297
Intangible assets	5,000,000	5,000,000
Long term investments	16,406,874	16,406,874
Long term deposits	1,048,778	500,000
	<b>26,462,770</b>	<b>26,041,171</b>
<b>Current assets</b>		
Trade debts - net	1,277,254	1,756,160
Loans and advances	1,200,049	2,493,549
Deposits, prepayments and other receivables	881,146	562,201
Income tax refundable	563,353	455,022
Short term investments	31,876,271	23,723,236
Cash and bank balances	3,368,779	6,429,011
	<b>39,166,852</b>	<b>35,419,179</b>
	<b>65,629,622</b>	<b>61,460,350</b>
<b>EQUITY &amp; LIABILITIES</b>		
<b>Share capital and reserves</b>		
Issued, subscribed and paid-up capital	60,000,000	60,000,000
Unappropriated profit	(19,404,955)	(25,165,379)
Unrealized surplus / (deficit) on re-measurement of investments measured at FVOCI	19,464,089	19,464,089
<b>Total equity</b>	<b>60,059,134</b>	<b>54,298,710</b>
<b>Current liabilities</b>		
Trade and other payables	4,077,181	7,119,970
Short-term borrowings	1,493,307	41,670
Provision for taxation	-	-
	<b>5,570,488</b>	<b>7,161,640</b>
<b>Contingencies and commitments</b>	-	-
	<b>65,629,622</b>	<b>61,460,350</b>



Chief Executive Officer

Director

# DOSSLANI'S SECURITIES (PRIVATE) LIMITED

## Income Statement (Un-Audited)


For the Period ended 31 December 2022 (July 01, 2022 to June 30, 2022)

	Un-Audited	Audited
	Dec-22 Rupees	Jun-22 Rupees
Operating revenue	2,083,695	4,775,602
Gain/(loss) on sale of short term investments		(145,384)
Unrealized gain/(loss) on remeasurement of investments classified at FVTPL	6,811,720	7,196,344
	<u>8,895,415</u>	<u>11,826,562</u>
Operating and administrative expenses	(3,820,733)	(10,374,351)
<b>Operating profit / (loss)</b>	<b>5,074,682</b>	<b>1,452,211</b>
Financial charges	(26,688)	(47,658)
Other income and losses	712,430	2,141,724
<b>Profit / (loss) before taxation</b>	<b>5,760,424</b>	<b>3,546,277</b>
Taxation	-	(287,685)
<b>Profit/(loss) for the year</b>	<b>5,760,424</b>	<b>3,258,592</b>
<b>Earnings/(loss) per share - basic</b>	<b>0.96</b>	<b>0.54</b>

The annexed notes from 1 to 37 form an integral part of these financial statements.



Chief Executive Officer



Director

# DOSSLANI'S SECURITIES (PRIVATE) LIMITED

## Statement of Cash Flows (Un-Audited)

For the Period ended 31 December 2022 (July 01, 2022 to June 30, 2022)


	Un-Audited	Audited
	Dec-22	Jun-22
	Rupees	Rupees
<b>CASH FLOWS FROM OPERATING ACTIVITIES</b>		
Profit before taxation	5,760,424	3,546,277
<b>Adjustments:</b>		
Depreciation	127,179	144,230
Provision for doubtful debts	(162,340)	(2,133,545)
Realized loss / (gain) on sale of short-term investments	-	-
Impairment loss on intangible asset	-	-
Unrealized loss / (gain) on short-term investments	(6,811,720)	(7,133,897)
Dividend income	(469,023)	(1,463,409)
Interest expense	11,492	25,111
	<b>(7,304,412)</b>	<b>(10,561,510)</b>
<b>Operating profit before working capital changes</b>	<b>(1,543,988)</b>	<b>(7,015,233)</b>
<b>(Increase)/decrease in current assets</b>		
Trade debts - net	2,612,451	4,535,949
Loans and advances	1,293,500	(1,802,538)
Deposits, prepayments and other receivables	(318,945)	4,162,574
<b>Increase/(decrease) in current liabilities</b>		
Trade and other payables	(3,042,789)	(10,295,695)
	<b>544,217</b>	<b>(3,399,710)</b>
<b>Cash generated from / (used in) operations</b>	<b>(999,771)</b>	<b>(10,414,943)</b>
Proceeds from net sales of / (acquisition of) short-term investments	(3,312,520)	82,937
Interest paid	(11,492)	(25,111)
Dividends received	469,023	1,463,409
Taxes paid	(108,331)	(315,364)
	<b>(2,963,320)</b>	<b>1,205,871</b>
<b>Net cash from operating activities</b>	<b>(3,963,091)</b>	<b>(9,209,072)</b>
<b>CASH FLOWS FROM INVESTING ACTIVITIES</b>		
Change in long-term deposits	(548,778)	(100,000)
Acquisition of fixed assets	-	-
Sale proceeds from sale of fixed assets	-	-
<b>Net cash generated from / (used in) investing activities</b>	<b>(548,778)</b>	<b>(100,000)</b>
<b>CASH FLOWS FROM FINANCING ACTIVITIES</b>		
loan Received	1,451,637	41,670
<b>Net cash generated from / (used in) financing activities</b>	<b>1,451,637</b>	<b>41,670</b>
<b>Net (decrease)/increase in cash and cash equivalents</b>	<b>(3,060,232)</b>	<b>(9,267,402)</b>
<b>Cash and cash equivalents at the beginning of the year</b>	<b>6,429,011</b>	<b>15,696,413</b>
<b>Cash and cash equivalents at the end of the year</b>	<b>3,368,779</b>	<b>6,429,011</b>

The annexed notes from 1 to 37 form an integral part of these financial statements.



Chief Executive Officer



  
Director

# DOSSLANI'S SECURITIES (PRIVATE) LIMITED

## Statement of Comprehensive Income (Un-Audited)


For the Period ended 31 December 2022 (July 01, 2022 to June 30, 2022) Un-Audited

Audited

	Note	Dec-22 Rupees	Jun-22 Rupees
Profit/(loss) for the year		5,760,424	3,258,592
Other comprehensive income			
Items that will not be reclassified subsequently to profit or loss			
Unrealized gain / (loss) during the period in the market value of investments measured at FVOCI			(4,127,038)
Total comprehensive income/(loss) for the year		<u>5,760,424</u>	<u>(868,446)</u>



Chief Executive Officer



Director

# DOSSLANI'S SECURITIES (PRIVATE) LIMITED

## Statement of Changes in Equity (Un-Audited)

For the Period ended 31 December 2022 (July 01, 2022 to June 30, 2022)

	Issued, subscribed and paid-up capital	Unappropriated profit/ (loss)	Unrealized surplus / (deficit) on re-measurement of investments measured at FVOCI	Total
	.....Rupees.....			
Balance as at July 01, 2021	60,000,000	(28,423,971)	23,591,127	55,167,156
<b>Total comprehensive income for the year</b>				
Loss for the year	-	3,258,592	-	3,258,592
Other comprehensive income/(loss)	-	-	(4,127,038)	(4,127,038)
	-	3,258,592	(4,127,038)	(868,446)
Balance as at June 30, 2022	60,000,000	(25,165,379)	19,464,089	54,298,710
<b>Total comprehensive income for the year</b>				
Profit for the year	-	5,760,424	-	5,760,424
Other comprehensive income/(loss)	-	-	-	-
	-	5,760,424	-	5,760,424
Balance as at December 31, 2022	60,000,000	(19,404,955)	19,464,089	60,059,134

*McShamshed Osiy*

Chief Executive Officer



*[Handwritten Signature]*

Director